



LG Hausys
interior film





CONTENT

PRODUCT CATEGORIES ⁰³
 ABOUT LG INTERIOR FILM ⁰⁴
 PRODUCT FEATURES AND BENEFITS ⁰⁴⁻⁰⁵

WOOD

PREMIUM WOOD ⁰⁷⁻¹³
 WOOD ¹⁴⁻¹⁹
 DELUXE WOOD ²⁰⁻²¹

DECORATIVE

WOOD ²³
 STONE ²⁴⁻²⁵
 FABRIC ²⁶⁻²⁷
 METALIC ²⁸⁻²⁹
 SKIN ³⁰
 HIGH GLOSS ³¹
 METAL ³¹
 SOLID ³²⁻³³
 SOLID EMBO ³³

SPECIFICATIONS ³⁴
 CERTIFICATIONS ³⁴
 CONSTRUCTION NOTES ³⁵



WOOD

Premium Wood / Wood / Deluxe Wood

Premium Wood is a high end, wood-grain textured collection. It has a special resin coating that gives the film a natural texture and vivid wood pattern.

Wood and Deluxe Wood exude a perfect wood appearance and real textured feel. With various designs and shades, it creates a unique space and stand out design.

NW | It is an advanced surface finish containing natural textures and colors of real wood. It exudes sense of luxury and brings beauty with the special resin coating printing innovation

CW | Realism and textured finishes are excellent for offices, banks, hospitals and hotels with distinct interior design of real wood. With a wide variety of designs and patterns of wood, it can express elegance and a sense of enterprise with competitive edge.



DECORATIVE

Stone / Fabric / Metallic / Wood / Skin / Solid Embo / High Gloss/Metal

It embodies both abstract to semi matte textured surfaces to suit any interior design. Using a special manufacturing process, it mimics the glossy marble, rich leather look and abstract patterns in a variety colors. Each pattern comes with a transparent protective film to prevent scratches.

D | The interior space is easily transformed by the abstract and subtle gloss of marble. Leather texture has a special manufacturing process, which makes the look go beyond simple leather. Different varnish, from vivid, black and white in various luxurious colors prevents scratches on the surface protective film.

ABOUT LG INTERIOR FILM



LG Hausys Interior Film is a special film with unique processing formula, high definition printing and embossing technology in various colors, patterns and textures. This product has natural wood textures; high-grade metallic material and elegant high gloss stone finishes.

LG Hausys Interior Film not only provides a wide variety of design choices for flat surface installations. It also allows easy curved or rounded installations due to its flexibility and formability properties making it cost effective.

PRODUCT FEATURES AND BENEFITS

Eco-Friendly



- Use of Environmental and Eco-friendly Raw Materials
 - Heavy Metals like Lead and Cadmium and other harmful substances are undetected
 - VOC or Volatile Organic Compounds are minimal

- Almost No Formaldehyde (HCHO)

- Global Green Certified Products

- passed and issued the European Safety Certification (CE Mark) and South Korea Eco-friendly certification (Environmental Certification Mark)
- Uses Phthalate Free Plasticizers

Fire Performance

- A2 and B1 Fire Retardant by the National Building Materials Fire Rating.

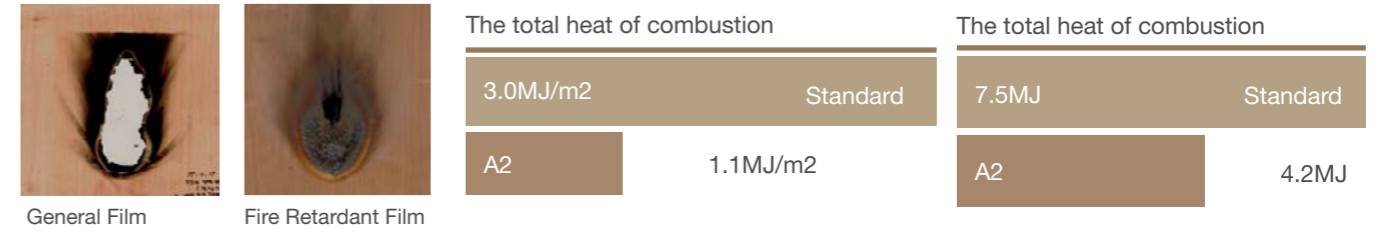
Combustion Performance	Fire Rating	LG HAUSYS INTERIOR FILM
Nonflammable	A1 (natural materials)	—
	A2 (Composite)	◎
Retardant	B1	◎
Combustible	B2	—
Flammability	B3	—

Advantage 01

Heavy Metal	
20mg/m ²	Standard
Not Detected	
Formaldehyde	
120mg/kg	Standard
2mg/kg	

Advantage 02

2. LG Hausys Interior Film fire detection A-level results



Antibacterial

- Non-toxic Anti-Bacterial Agents are added to ensure excellent antibacterial properties

Unit: the number of bacteria / cm²

Product		General Film	LG Hausys antimicrobial film
Aureus (Caused food poisoning)	Initial cell count	1.6 x 10 ⁴	1.6 x 10 ⁴
	After 24 hours	5.3 x 10 ³	<0.6 ³
Coliform	Initial cell count	1.6 x 10 ⁴	1.6 x 10 ⁴
	After 24 hours	2.4 x 10 ⁵	<0.6 ³

When the bacteria does not reach 0.63, antibacterial properties 99.9%

- Antibacterial performance test chart (after 24 hours)



Materials Comparison Table

Advantage 04

LG Hausys Interior Film has prominent appearance and excellent quality compared to other Interior Finishing Materials.

Product	Details	LG Hausys IF	Paint	Veneer	Wallpaper	Marble
Cost	Construction Materials	◎	★	○	◎	△
Time	Construction time	◎	◎	△	◎	△
Exterior	Design	★	○	◎	★	◎
	Diversification	★	△	○	◎	○
Quality	Keeping management	◎	○	△	○	○
	Defective maintenance	★	○	△	◎	○
Performance	Green Rating	★	△	○	★	○
	Fire performance	★	○	△	△	★
	Moisture resistance	◎	◎	△	△	◎
	Durability	◎	△	○	△	★
	Stain Resistance	◎	○	○	○	○

★ Very Good ◎ Very Good ○ Satisfactory △ Poor



NW080

W

PREMIUM WOOD / STANDARD WOOD / DELUXE

WOOD

Wood and Deluxe Wood exude a perfect wood appearance and real textured feel. With various designs and shades, it creates a unique space and stand out design.



NW053
TEAK



NW080
CASTAGNO
CARDUCCI



NW025
WHITE
ASH



NW076
PINE



NW018
TEAK



NW073
BIRCH



NW032
OAK



NW057
OAK




NW041
WHITE
OAK



NW028
ANTIQUÉ
TEAK



NW071
MAPLE





NW042
WHITE
OAK

* Color may vary from actual sample.



NW082







NW086 | NW007 | NW043



NW067
TEAK




NW040
ASH



NEW
NW086
OAK



NW043
WHITE
OAK



NW007
AMAZAHOUE



NEW
NW083
OAK



NW012
ASH



NW031
ANTIQUÉ
TEAK



NW092



NW045
WALNUT



NW054
TEAK



NEW
NW092
LINE TEAK




NW048
PINE




NEW
NW088
TEAK




NEW
NW089
TEAK




NW060
WALNUT



NW016
OAK



NW008
AMAZAHOUE



NW015



NW096 | NW095



NW037
MERBAU



NW063
TEAK



NEW
NW087
OAK



NW081
WALNUT
CUBIC



NW046
WALNUT




NW015
OAK



NW017
OAK




NEW
NW095
VINTAGE
OAK



NW084
OAK



NEW
NW096
VINTAGE
OAK



NEW
NW093
LINE
TEAK




NW068
PADOUK



NW055
TEAK




NEW
NW090
TEAK




NW056
TEAK



NW079
CHERRY



CW511 / EW511



**CW383/
EW383**
IVY



**CW424/
EW424**
OLIVE LINE



**CW552/
EW552**
BIRCH



**CW530/
EW530**
ASH



**CW523/
EW523**
PINE



**CW240
EW240**
ELM




**CW537/
EW537**
BIRCH



**CW590/
EW590**
BIRCH



NEW
**CW611/
EW611**
ASH



NEW
**CW606/
EW606**
ASH



**CW437/
EW437**
CHERRY



**CW511/
EW511**
ELM



**CW567/
EW567**
PINE



**CW521/
EW521**
PINE



**CW544/
EW544**
ROSE
WOOD



**CW527
EW527**
MAPLE



**CW569/
EW569**
PINE



**CW390/
EW390**
WALNUT



**CW597/
EW597**
OAK



**CW01/
EW01**
ELM



**CW438/
EW438**
CHERRY



**CW79/
EW79**
MAPLE




**CW90/
EW90**
SYCAMORE



**CW599/
EW599**
OAK



**CW557/
EW557**
OAK



**CW533/
EW533**
OAK



**CW540/
EW540**
CHERRY



**CW516/
EW516**
WALNUT



**CW141/
EW141**
MAPLE



**CW142/
EW142**
MAPLE



**CW258/
EW258**
OAK



NEW
**CW604/
EW604**
WASHED
OAK



NEW
**CW603/
EW603**
OAK



NEW
**CW358/
EW358**
CASTAGNO
CARDUCCI



**CW509/
EW509**
ELM



**CW600/
EW600**
ASH



**CW453/
EW453**
NOCE



**CW531/
EW531**
ASH



**CW598/
EW598**
OAK



**CW151/
EW151**
OAK




































































































**CW518/
EW518**
ASH



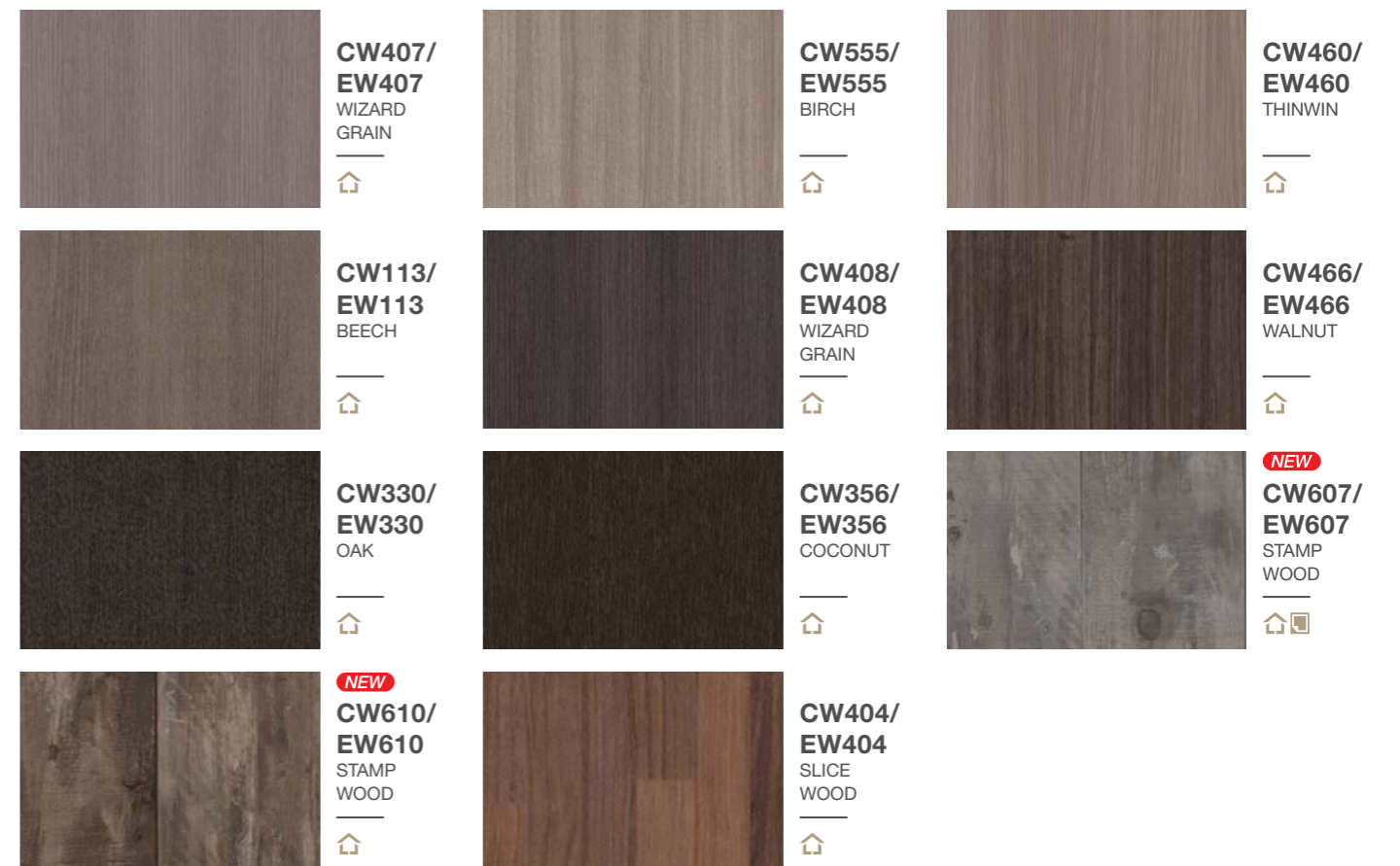
**CW541/
EW541**
CHERRY




 CW441/ EW441 BAMBOO — 	 CW451/ EW451 NOGAL TERUEL — 	 CW175/ EW175 OAK — 	 CW452/ EW452 NOGAL TERUEL — 	 CW124/ EW124 CHERRY — 	 CW384/ EW384 TEAK — 
 CW534/ EW534 OAK — 	 CW154/ EW154 TEAK — 	 CW427/ EW427 NOCE — 	 CW535/ EW535 OAK — 	 CW359/ EW359 CASTAGNO CARDUCCI — 	 CW370/ EW370 TEAK — 
 NEW CW605/ EW605 WASHED OAK — 	 CW439/ EW439 CHERRY — 	 CW601/ EW601 ASH — 	 CW432/ EW432 WALNUT — 	 CW312/ EW312 ZEBRANO — 	 CW133/ EW133 CHERRY — 
 CW602/ EW602 ASH — 	 CW529/ EW529 MAPLE — 	 CW130/ EW130 CHERRY — 	 CW524/ EW524 TEAK — 	 CW554/ EW554 BIRCH — 	 CW579/ EW579 BAO — 
 CW588/ EW588 WALNUT — 	 CW455/ EW455 NOCE — 	 CW512/ EW512 TEAK — 	 CW150/ EW150 TEAK — 	 CW111/ EW111 CHERRY — 	 CW469/ EW469 PADOUK — 
 CW57/ EW57 OAK — 	 CWB1/ EWB1 CHERRY — 	 CW314/ EW314 ASH — 	 CW582/ EW582 TEAK — 	 CW177/ EW177 TEAK — 	 CW551/ EW551 OAK — 
 CW519/ EW519 ASH — 	 CW454/ EW454 NOCE — 	 CW581/ EW581 TEAK — 	 CW320/ EW320 ZEBRANO — 	 CW46/ EW46 CHERRY — 	 CW75/ EW75 CHERRY — 
 CW211/ EW211 ASH — 	 NEW CW609/ EW609 WALNUT — 	 CW442/ EW442 BAMBOO — 	 CW123/ EW123 CHERRY — 	 CW69/ EW69 CHERRY — 	 CW349/ EW349 ROSE WOOD — 



CW607 / EW607





D

WOOD / STONE / FABRIC / METALIC / SKIN /
HIGH GLOSS / METAL / SOLID / SOLID EMBO

DECORATIVE

Decorative Patterns embody both abstract to semi matte textured surfaces to suit any interior design. Using a special manufacturing process, it mimics the glossy marble, rich leather look and abstract patterns in a variety colors.

Each pattern comes with a transparent protective film to prevent scratches.




EL209



EL209
PINE
CUBIC



EV079
LUXURY
WOOD




EV080
LUXURY
WOOD



EV118
SMOKY
WOOD



EV119
SMOKY
WOOD




EL194
STYLE
BAMBOO



* Color may vary from actual sample.



ML32



EL176



RM12
MARBLE



RM13
MARBLE



ML23
STONE



ML24
STONE



NC014
CONCRETE




NEW
ML32
BRICK




ML25
STONE



NC015
CONCRETE



EL177
SOLID
CONCRETE



EL213
NATURAL
STONE



EL215
NATURAL
STONE



EL178
SOLID
CONCRETE



EL176
SOLID
CONCRETE



EL226




NEW
EL228
WOOLEN



NEW
EL225
FOREST



NL009
WOVEN
FABRIC



NEW
EL230
WOOLEN



NEW
EL226
FOREST



NL010
WOVEN
FABRIC



NEW
EL229
WOOLEN



EL227
FOREST



EL199



EL197
HAZE




EL198
HAZE



EL199
HAZE



EL051
CLASSIC




EL052
CLASSIC




EL055
CLASSIC



EL053
CLASSIC




EL043
STRING
WAVE




EL045
STRING
WAVE



EL044
STRING
WAVE



EL047
STRING
WAVE



EL049
STRING
WAVE



ML19



EV114



EV203



ML20
RUSTIC
BRONZE



EV081
TEXTURED
METAL



EV114
RUSTIC
METAL



ML19
RUSTIC
BRONZE



EV083
TEXTURED
METAL




ML22
RUSTIC
BRONZE



EV113
RUSTIC
METAL




EV204
SPEED




EV206
SPIDER




EL188
WRINKLE



EV203
SPEED




EL902 / EL901



EL902
STRIPE
PUZZLE



EL901
STRIPE
PUZZLE



ML31
LEATHER




ML12
LEATHER



ML13
LEATHER



ML14
LEATHER



NL004
CROSS
STRIPE



NL006
SPIRAL



EL139
CALF




NL007
SPIRAL




EL140
CALF




NL008
SPIRAL



GS001



GS002




GM001



GM006

METAL



RP04



MS17



RP03



MS19



RP08



NEW
RP44



ME11



MS20



MS09



MS18




RP42



RP48



NEW
RP45



NEW
RP47














NEW
RP46



MS08

	RS86/ ES86 🏠		RS69/ ES69 🏠		RS71/ ES71 🏠
	RS70/ ES70 🏠		RS13 —		RS49/ ES49 🏠
	RS57/ ES57 🏠		RS19 —		RS40 —
	RS92 —		RS35/ ES35 🏠		RS68 —
	RS56/ ES56 🏠		RS42 —		RS55/ ES55 🏠
	RS91 —		RS48 —		RS76/ ES76 🏠
	RS45/ ES45 🏠		RS47 —		RS46/ ES46 🏠
	RS52/ ES52 🏠		RS100 —		RS51/ ES51 🏠
	RS22/ ES22 🏠		RS81 —		RS90 —
	RS80 —		RB08 —		RS93 —
	RS21 —		RS87 —		RS31 —

	RS82 —		RS88 —		RE03 —
	RS62 —		RS58 —		RS85 —
	RS83 —		RS89 —		RS84 —
	RS61 —		RS27 —		

SOLID EMBO

	RS98 —		RS99 —		RS94 —
	RS95 —		RS96 —		RS97 —
	NEW RS102 —		RS37 —		RS39 —
	NEW RS101 —				

SPECIFICATIONS

Collection	Alpha Code	Design Feature	Thickness w/ Release Paper	Width	Packaging Unit	Coverage (sq.m/roll)	Film Type
WOOD	NW	Premium Wood	0.42 mm	1,220 mm	1 BOX (50M)	50	F/G
WOOD	CW	Standard Wood	0.42 mm	1,220 mm	1 BOX (50M)	50	F
WOOD	EW	Standard Wood	0.42 mm	1,220 mm	1 BOX (50M)	50	F/G
WOOD	DW	Deluxe Wood	0.42 mm	1,220 mm	1 BOX (50M)	50	F/G
DECORATIVE	NC	Nature Craft Concrete/Nature Craft Dual Fabric	0.60 mm	1,220 mm	1 BOX (30M)	30	G
DECORATIVE	GS, GM	High Gloss	0.34 mm	1,220 mm	1 BOX (50M)	50	G
DECORATIVE	EV	Rustic Metal/ Metallic & Wood/Wood & Skin	-	-	-	-	G
DECORATIVE	EL	El Reina Solid Concrete/Natural Stone/ Fabric Mosaic/Wool/ Forest/String Wave/ Classic/Wrinkle/Style Bamboo/Pine Cubic/ Skin/Stripe Puzzle	0.42 mm	1,220 mm	1 BOX (50M)	50	G
DECORATIVE	NL	Neo Geo Fabric/Haze/ Wood&Skin	0.46 mm	1,220 mm	1 BOX(50M)	50	G
DECORATIVE	ME, MS, RP	Metal	0.42 mm	1,220 mm	1 BOX (50M)	50	G
DECORATIVE	ML	Brick/Stone Block/ Stone/Checkered/Metal- lic/Leather	0.42 mm	1,220 mm	1 BOX (50M)	50	G
DECORATIVE	RM	Marble	0.42 mm	1,220 mm	1 BOX (50M)	50	G
DECORATIVE	RS,RB, RE/ES	Solid	0.42 mm	1,220 mm	1 BOX(30M)	50	F/G

* Film Type: **F** Fire Retardant | **G** General

CERTIFICATIONS

Eco-Label Certificate



Eco-Friendly Building Material Test Report



Carbon Emission Certificates



Phthalate Test Report




Heavy Metal Test Report



Antimicrobial Test Report



Flame Retardant Test Approval



CONSTRUCTION NOTES

1. Preparation

- Check in advance the substrate surface and other construction site conditions that may occur during the installation.
 - MDF. The use of uniform specifications in thickness and density of MDF is necessary to ensure proper film adhesion and effective flame retardant performance.
 - PAINTED SUBSTRATE. Check painted substrate from dust, stains, peeling and damage. Nail or screw holes must be filled with putty and sand until even and smooth.
 - METAL OR IRON. Metal surface must be cleaned with thinner or water to get rid of dirt, stains, and oil. Welding joint parts must be applied with putty and sanded until smooth. Surface must be cleaned and dust free.
- Upon purchase of interior film material, check product if it is the correct pattern and code. Inspect the product for surface damage, discoloration or unevenness of color, or any manufacturing defects.
- Film installation should be done in a clean and dust free environment. Other works such as carpentry, electrical, plumbing and painting works must be finished before film can be installed.

2. Substrate Preparation

- Substrate surfaces such as wood, plyboard, MDF, etc. must be applied with putty and sanded until smooth and even. Joints, corners and edges must also be even and smooth.

3. Primer Application

- For substrate boards such as wood, MDF and Plyboards, primer absorption is higher. Thus, must be applied 2 to 3 times ensuring every last application is completely dry.

4. Construction Methods

- Make sure to cover the entire surface especially the edges and sides when installing.
- Product batch color variations may exist between same code patterns.
- Product Batch Management is very important. Make sure the interior film installed in the same area has the same BATCH or LOT Numbers to prevent color differences.
- For products with special surface treatments such as ELEINA (EL, EP) series, WOOD Series (CW, DW, NW) and MONOCHROME Series (RB,RS), re-application of LG PM04 water-based primer to the joints and connections to ensure strong adhesion and no lifting.

5. Construction Notes for Special Products

NATURE CRAFT Series	HIGH GLOSS series
<ul style="list-style-type: none"> - Butt joint connection is recommended for this series because of its Embossed Surface. - The use of heat gun is not recommended for this series because of their special multi-layer structure. It may cause peeling and wrinkling if heated. - For butt joint connections, it is recommended to use the backside of the film (where release film is located) for slicing and cutting. The topside may not achieve straight lines during cutting due to its textured finish 	<ul style="list-style-type: none"> - In order to achieve the high gloss effect, installation should be done in a clean and dust free environment. - The substrate must also be flat, smooth, and dust free to ensure nothing is trapped between the film and the substrate. Small particles trapped in-between will be highly prominent and will cause an orange-peel appearance. - High Gloss Series is tough and hard than the other series. Re-application of the primer and vigorous pressing by hand on the edges and the corner parts is necessary to achieve the best highlight effect and to prevent lifting and peeling.

6. Other Considerations

- Consult LG Hausys authorized dealers and distributors of the proper installation methods and procedures.
- Installation methods must be applied in accordance to the manufacturer's installation guidelines.
- The use of the LG Film dedicated primer is highly recommended. PM02 (oil paint), PM04 (water-based primer)
- LG Hausys Film manufacturing date must be within two years before installation to ensure optimum adhesion.

*Test reports and certifications of our products are available upon request.



Exclusive Philippine Distributor:



1081 EDSA Balintawak, Quezon City
Tel No.: (632) 362-1016, (632) 361-5730 loc 209, 851, 215
Fax.: (632) 330-3589
www.builderschoice.com.ph

A member of:

